



केन्द्रीय माध्यमिक शिक्षा बोर्ड
(शिक्षा मंत्रालय, भारत सरकार के अधीन एक स्वायत्त संगठन)
CENTRAL BOARD OF SECONDARY EDUCATION
(An Autonomous Organisation under the Ministry of Education, Govt. of India)



No. : CBSE/DIR (ACAD)/2021/

Date: 16.02.2021
Circular No.: Acad-15/2021

All the Heads/Principals
of the Schools affiliated to CBSE

Subject: The CBSE Reading Challenge 2.0

The acquisition of 21st century competencies of communication, critical and creative thinking and the ability to locate, understand and reflect on various kinds of information has become more crucial for our learners. It is well accepted that *Reading Literacy* is not only a foundation for achievement in other subject areas within the educational system but also a prerequisite for successful participation in most areas of adult life. With a focus on promoting Reading Literacy among the learners, the Central Board of Secondary Education is organizing *The CBSE Reading Challenge 2.0* for students of classes 8th to 10th for the English & Hindi languages. Students may attempt this challenge in either/both the languages.

This challenge shall be available on the DIKSHA platform from 16th February 2021 to 15th March 2021. Students from class 8th to 10th irrespective of the Board are eligible to participate in this challenge. To access the challenge, a student would be required to join the 'CBSE Reading Challenge 2.0' course on the DIKSHA Platform through the link given below. This course would lead the students to a set of practice questions besides attempting the Challenge itself.

Steps for students to participate:

- 1) Students can access the course via DIKSHA portal on computer or via the DIKSHA app on their Android mobile. iPhone users can access the quiz on any mobile browser. They must have the latest version of the DIKSHA App from Playstore to access the quiz. In case they already have the DIKSHA App, it may be ensured that it is updated to the latest version by visiting Playstore.
- 2) Click the links to access the course in English: http://bit.ly/RC2E_CBSE and in Hindi: http://bit.ly/RC2H_CBSE . This will open the login page.
- 3) Students would be required to enter their registered email address and password to login. If they do not have an account on DIKSHA, then they can register for the same by



'शिक्षा सदन', 17 राऊज़ एवेन्यू, इंस्टीटूशनल एरिया, नई दिल्ली-110002
'Shiksha Sadan', 17, Rouse Avenue, Institutional Area, New Delhi – 110002





केन्द्रीय माध्यमिक शिक्षा बोर्ड
(शिक्षा मंत्रालय, भारत सरकार के अधीन एक स्वायत्त संगठन)
CENTRAL BOARD OF SECONDARY EDUCATION
(An Autonomous Organisation under the Ministry of Education, Govt. of India)



clicking on the “**Register here**” button on the page. They can also sign in with an existing Google account by clicking on “**Sign in with Google**” button.

4) On reaching the “**CBSE Reading Challenge 2.0**” course home page, click on “**Join Course**” to register.

5) Once they have joined the course, they will be able to access different modules of this course. They can either click on *Start Learning* or on any one of the modules to access the content:

- (i) The first module provides a brief introduction to the CBSE Reading Challenge 2.0 course
- (ii) The second module has some engaging questions for student to practice
- (iii) The third module is the CBSE Reading Challenge 2.0

Please note that no merit list shall be displayed or separate certificates will be issued to the participants. Participation certificates will be issued online on the DIKSHA platform itself upon completion of the course. **Please ensure that students have their correct names in the DIKSHA profile. Students should have the latest version of DIKSHA App, or access to the DIKSHA website to receive certificates.**

A sample Whatsapp Message for quick circulation is given in Annexure - 1. Detailed instructions on accessing the course on computer and participating in the challenge is given in Annexure - 2. Detailed instructions on accessing the course on DIKSHA mobile app and participating in the challenge is given in Annexure - 3. Instructions to access participation certificates are given in Annexure - 4. Please ensure maximum participation of students in the challenge as per the schedule.

For any information, you may contact at 011-23231575 or Email-js.ss.cbseacad@gmail.com

With Best Wishes,

(Dr. Joseph Emmanuel)
Director (Academics)



‘शिक्षा सदन’, 17 राऊज एवेन्यू, इंस्टीटूशनल एरिया, नई दिल्ली-110002
‘Shiksha Sadan’, 17, Rouse Avenue, Institutional Area, New Delhi – 110002





केन्द्रीय माध्यमिक शिक्षा बोर्ड

(शिक्षा मंत्रालय, भारत सरकार के अधीन एक स्वायत्त संगठन)

CENTRAL BOARD OF SECONDARY EDUCATION

(An Autonomous Organisation under the Ministry of Education, Govt. of India)



सत्यमेव जयते

Copy to the respective Heads of Directorates, Organizations and Institutions as indicated below with a request to disseminate the information to all the schools under their jurisdiction:

1. The Commissioner, Kendriya Vidyalaya Sangathan, 18-Institutional Area, Shaheed Jeet Singh Marg, New Delhi-16
2. The Commissioner, Navodaya Vidyalaya Samiti, B-15, Sector-62, Institutional Area, Noida201309
3. The Director of Education, Directorate of Education, Govt. of NCT of Delhi, Old Secretariat, Delhi-110 054
4. The Director of Public Instructions (Schools), Union Territory Secretariat, Sector 9, Chandigarh-160017
5. The Director of Education, Govt. of Sikkim, Gangtok, Sikkim –737101
6. The Director of School Education, Govt. of Arunachal Pradesh, Itanagar –791 111
7. The Director of Education, Govt. of A&N Islands, Port Blair – 744101
8. The Director of Education, S.I.E., CBSE Cell, VIP Road, Jungle Ghat, P.O. 744103, A&N Island
9. The Director, Central Tibetan School Administration, ESSESS Plaza, Community Centre, Sector 3, Rohini
10. The Additional Director General of Army Education, A – Wing, Sena Bhawan, DHQ, PO, New Delhi-110001
11. The Secretary AWES, Integrated Headquarters of MoD (Army), FDRS Building No. 202, Shankar Vihar (Near APS), Delhi Cantt-110010
12. The Under Secretary (EE-1), MHRD, Govt. of India, Department of SE&L, Shastri Bhawan, New Delhi-01
13. All Regional Directors/Regional Officers of CBSE with the request to send this circular to all the Heads of the affiliated schools of the Board in their respective regions
14. All Joint Secretary/ Deputy Secretary/ Assistant Secretary / Analyst, CBSE
15. All Head(s)/ In-Charge(s), Centre of Excellence, CBSE
16. In charge IT Unit with the request to put this circular on the CBSE Academic website
17. In-Charge, Library
18. The Head (Media & Public Relations), CBSE
19. DS to Chairman, CBSE
20. SPS to Secretary, CBSE
21. SPS to Director (Academics), CBSE
22. SPS to Director (Information Technology), CBSE
23. SPS to Controller of Examinations, CBSE
24. SPS to Director (Training & Skill Education), CBSE
25. SPS to Director (CTET), CBSE
26. SPS to Director (Professional Examinations), CBSE
27. SPS to Director (EDUSAT), CBSE
28. Record File



‘शिक्षा सदन’, 17 राऊज़ एवेन्यू, इंस्टीट्यूशनल एरिया, नई दिल्ली-110002

‘Shiksha Sadan’, 17, Rouse Avenue, Institutional Area, New Delhi – 110002





केन्द्रीय माध्यमिक शिक्षा बोर्ड
(शिक्षा मंत्रालय, भारत सरकार के अधीन एक स्वायत्त संगठन)
CENTRAL BOARD OF SECONDARY EDUCATION
(An Autonomous Organisation under the Ministry of Education, Govt. of India)



Annexure - 1

Whatsapp Message

Dear Students, Teachers, and Parents

The **CBSE Reading Challenge 2.0** presents a unique opportunity to students to apply their Scientific knowledge and learn in the process. CBSE has launched this joyful course and quiz to engage students in the wonderful subject of Science.

To access the course and quiz, you can click here http://bit.ly/RC2E_CBSE (English) or here to access the quiz http://bit.ly/RC2H_CBSE (Hindi). In case you are attempting this on Diksha app (<[Diksha on Playstore](#)>), please make sure that it is updated to the latest version.

Please note that this Challenge will remain open from **15th Feb 2021 to 15th March 2021**.

On successful completion of the course and quiz, students will be able to access their digital certificates through the profile page on DIKSHA portal or latest app within 14 days from the date of completion.

Happy learning!



‘शिक्षा सदन’ ,17 राऊज़ एवेन्यू ,इंस्टीटूशनलएरिया, नई दिल्ली-110002
‘Shiksha Sadan’, 17, Rouse Avenue, Institutional Area, New Delhi – 110002





Instructions to access CBSE Reading Course on Computer

1) Click this link to access the course: [English Medium](#) and [Hindi Medium](#). This will open the login page.

2) Enter your email address and password to login. If you do not have an account on DIKSHA then you can register by clicking [Register Here](#). You can also sign in with an existing Google ID.



केन्द्रीय माध्यमिक शिक्षा बोर्ड
(शिक्षा मंत्रालय, भारत सरकार के अधीन एक स्वायत्त संगठन)
CENTRAL BOARD OF SECONDARY EDUCATION
(An Autonomous Organisation under the Ministry of Education, Govt. of India)



Steps 3 - 7 are for first time DIKSHA users or users who have signed in using a new account. Others may refer to step 8 onwards.

3) After clicking on [Register Here](#), register yourself by providing the information asked.

Register on DIKSHA

Select year of birth* Year

Name*

Enter mobile number or email address*

Mobile Number Email address

You will receive an OTP to verify your mobile number or email address

+91- 10 digit mobile number

Password*

Enter password

Your password must contain a minimum of 8 characters. It must include numerals, lower and upper case alphabets and special characters, without any spaces*

Confirm Password*

Re-enter the password

Fields marked with an asterisk (*) are mandatory

I understand and accept the [DIKSHA Terms of Use](#)

Register

Register on DIKSHA

Select year of birth* 2008

Name*

Rahul

Enter mobile number or email address of your parent or guardian*

Mobile Number Email address

You will receive an OTP to verify your mobile number or email address

+91- 8879719917

Password*

.....

Confirm Password*

.....

Fields marked with an asterisk (*) are mandatory

I understand and accept the [DIKSHA Terms of Use](#)

Register

4) An OTP will be sent to your mobile number and email address for verification.

OTP is sent to your mobile number:
7709110583

OTP is valid for 30 minutes

One Time Password (OTP)

Enter OTP

Resend OTP (16) Submit



‘शिक्षा सदन’, 17 राऊज एवेन्यू, इंस्टीटूशनल एरिया, नई दिल्ली-110002
‘Shiksha Sadan’, 17, Rouse Avenue, Institutional Area, New Delhi – 110002





केन्द्रीय माध्यमिक शिक्षा बोर्ड
(शिक्षा मंत्रालय, भारत सरकार के अधीन एक स्वायत्त संगठन)
CENTRAL BOARD OF SECONDARY EDUCATION
(An Autonomous Organisation under the Ministry of Education, Govt. of India)



5) Now select your Board, Medium, Class, and Subject and click submit. For example- Board: CBSE, Medium: English, Class: Class 9, Subject: **Language**

To discover relevant content update the following details:

Board
Select one



Medium
Select...

Class
Select...

Subject
Select...


Submit


6) Select Teacher, Student or Other - whichever is applicable to you and click Submit.


 

Welcome to diksha

You are a

 Teacher

 Student



 Other



केन्द्रीय माध्यमिक शिक्षा बोर्ड
(शिक्षा मंत्रालय, भारत सरकार के अधीन एक स्वायत्त संगठन)
CENTRAL BOARD OF SECONDARY EDUCATION
(An Autonomous Organisation under the Ministry of Education, Govt. of India)



7) Provide your location details and click on the submit button.



Welcome to diksha

State: District:

Your location details help us suggest content that is useful to you. Is your location correct? If not, select your correct location and click Submit

SUBMIT →

8) You will now reach the Course home page. Click on Join Course.

Search or enter QR code

← Back


CBSE Reading Challenge 2.0

Share

Course details

The course is relevant for:
Class: Class 10, Class 9, Class 8
Medium: English

Description

Credits & license info 



‘शिक्षा सदन’ ,17 राऊज़ एवेन्यू ,इंस्टीटूशनलएरिया, नई दिल्ली-110002
‘Shiksha Sadan’, 17, Rouse Avenue, Institutional Area, New Delhi – 110002





केन्द्रीय माध्यमिक शिक्षा बोर्ड
(शिक्षा मंत्रालय, भारत सरकार के अधीन एक स्वायत्त संगठन)
CENTRAL BOARD OF SECONDARY EDUCATION
(An Autonomous Organisation under the Ministry of Education, Govt. of India)



9) Once here, you will find the different modules of this course. You can either click on Start Learning or on any one of the modules to directly access the content.

Course modules + Expand all

- Introduction to CBSE Reading Challenge 2.0
- CBSE Reading Challenge 2.0 Practice Set
- CBSE Reading Challenge 2.0



‘शिक्षा सदन’ ,17 राऊज़ एवेन्यू ,इंस्टीटूशनलएरिया, नई दिल्ली-110002
‘Shiksha Sadan’, 17, Rouse Avenue, Institutional Area, New Delhi – 110002

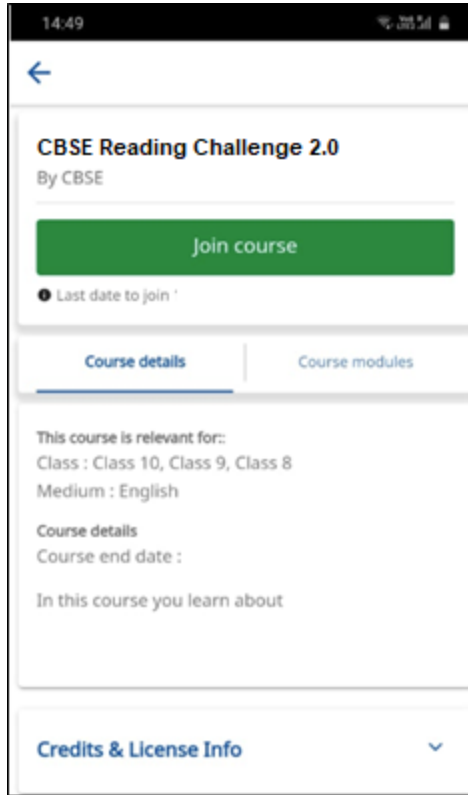




Instructions to access CBSE Reading Course on Mobile App DIKSHA

Note: When using an Android Mobile phone, download DIKSHA App from Playstore. In case you already have the DIKSHA App then ensure that it is updated to the latest version by visiting Playstore. iPhone users can open the website on their phone or on a computer.

- 1) Click this link to access the course: [English Medium](#) and [Hindi Medium](#). This will open the course. Click on Join Course.

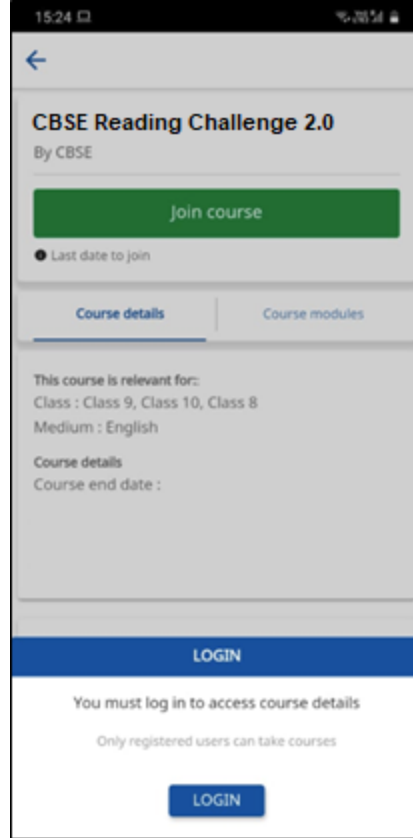




केन्द्रीय माध्यमिक शिक्षा बोर्ड
(शिक्षा मंत्रालय, भारत सरकार के अधीन एक स्वायत्त संगठन)
CENTRAL BOARD OF SECONDARY EDUCATION
(An Autonomous Organisation under the Ministry of Education, Govt. of India)



- 2) Clicking on Join Course will open the login button in case you are not logged in to the DIKSHA app. Click on the login button.



‘शिक्षा सदन’ ,17 राऊज़ एवेन्यू ,इंस्टीटूशनलएरिया, नई दिल्ली-110002
‘Shiksha Sadan’, 17, Rouse Avenue, Institutional Area, New Delhi – 110002







केन्द्रीय माध्यमिक शिक्षा बोर्ड
(शिक्षा मंत्रालय, भारत सरकार के अधीन एक स्वायत्त संगठन)
CENTRAL BOARD OF SECONDARY EDUCATION
(An Autonomous Organisation under the Ministry of Education, Govt. of India)



- 3) Enter your email address and password to login. If you do not have an account on DIKSHA then you can register by clicking [Register Here](#). You can also sign in with an existing Google ID.



Welcome to DIKSHA

Login

Enter Email Address / Mobile number


Password

[Forget password?](#)

LOGIN

Don't have an account? [Register here](#)

OR

 Sign in with Google

Login with State System

Steps 4 - 6 are for first time DIKSHA users or users who have signed in using a new account. Others may refer to step 8 onwards.



‘शिक्षा सदन’ ,17 राऊज एवेन्यू ,इंस्टीटूशनलएरिया, नई दिल्ली-110002
‘Shiksha Sadan’, 17, Rouse Avenue, Institutional Area, New Delhi – 110002







केन्द्रीय माध्यमिक शिक्षा बोर्ड
(शिक्षा मंत्रालय, भारत सरकार के अधीन एक स्वायत्त संगठन)
CENTRAL BOARD OF SECONDARY EDUCATION
(An Autonomous Organisation under the Ministry of Education, Govt. of India)



4) After clicking on [Register Here](#), register yourself by providing the information asked.

Register on DIKSHA

Select year of birth* Year

Name*

Enter mobile number or email address*

Mobile Number Email address

You will receive an OTP to verify your mobile number or email address

+91- 10 digit mobile number

Password*

Enter password

Your password must contain a minimum of 8 characters. It must include numerals, lower and upper case alphabets and special characters, without any spaces*



Confirm Password*

Re-enter the password

Fields marked with an asterisk (*) are mandatory

I understand and accept the [DIKSHA Terms of Use](#)

Register

Register on DIKSHA

Select year of birth* 2008

Name*

Rahul

Enter mobile number or email address of your parent or guardian*

Mobile Number Email address

You will receive an OTP to verify your mobile number or email address

+91- 8879719917

Password*

.....

Your password must contain a minimum of 8 characters. It must include numerals, lower and upper case alphabets and special characters, without any spaces*

Confirm Password*

.....

Fields marked with an asterisk (*) are mandatory

I understand and accept the [DIKSHA Terms of Use](#)

Register



‘शिक्षा सदन’ ,17 राऊज एवेन्यू ,इंस्टीटूशनलएरिया, नई दिल्ली-110002
‘Shiksha Sadan’, 17, Rouse Avenue, Institutional Area, New Delhi – 110002







केन्द्रीय माध्यमिक शिक्षा बोर्ड
(शिक्षा मंत्रालय, भारत सरकार के अधीन एक स्वायत्त संगठन)
CENTRAL BOARD OF SECONDARY EDUCATION
(An Autonomous Organisation under the Ministry of Education, Govt. of India)



5) An OTP will be sent to your mobile number or email address for verification.

OTP is sent to your mobile number:
7709110583

OTP is valid for 30 minutes

One Time Password (OTP)

Enter OTP

Resend OTP (1x) Submit



‘शिक्षा सदन’, 17 राऊज़ एवेन्यू, इंस्टीटूशनल एरिया, नई दिल्ली-110002
‘Shiksha Sadan’, 17, Rouse Avenue, Institutional Area, New Delhi – 110002





केन्द्रीय माध्यमिक शिक्षा बोर्ड
(शिक्षा मंत्रालय, भारत सरकार के अधीन एक स्वायत्त संगठन)
CENTRAL BOARD OF SECONDARY EDUCATION
(An Autonomous Organisation under the Ministry of Education, Govt. of India)



6) Now select your Board, Medium, Class, and Subject and click Save/Submit.

Edit profile

Board *
Select Board

Medium *
No data found

Class *
No data found

SAVE

Your Location

Your location details help us provide you with relevant content. Check if your location is correct, else reselect your location and submit it.

State *
Karnataka

District *
Bengaluru South

SUBMIT



‘शिक्षा सदन’ ,17 राऊज़ एवेन्यू ,इंस्टीटूशनलएरिया, नई दिल्ली-110002
‘Shiksha Sadan’, 17, Rouse Avenue, Institutional Area, New Delhi – 110002

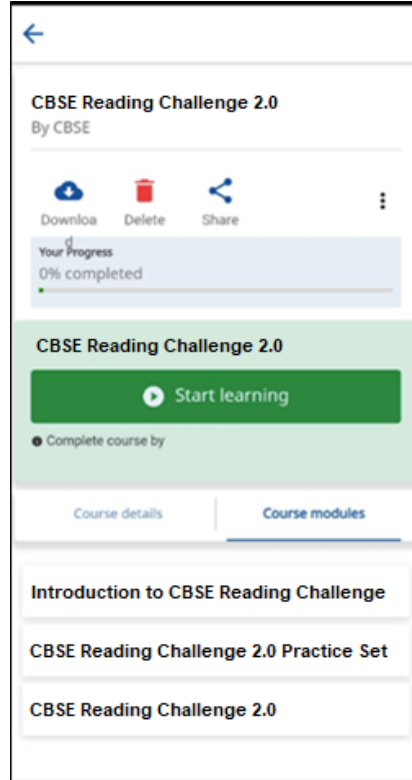




केन्द्रीय माध्यमिक शिक्षा बोर्ड
(शिक्षा मंत्रालय, भारत सरकार के अधीन एक स्वायत्त संगठन)
CENTRAL BOARD OF SECONDARY EDUCATION
(An Autonomous Organisation under the Ministry of Education, Govt. of India)



7) You will now reach the Course home page. Click on Start Learning to begin **CBSE Reading Challenge 2.0**



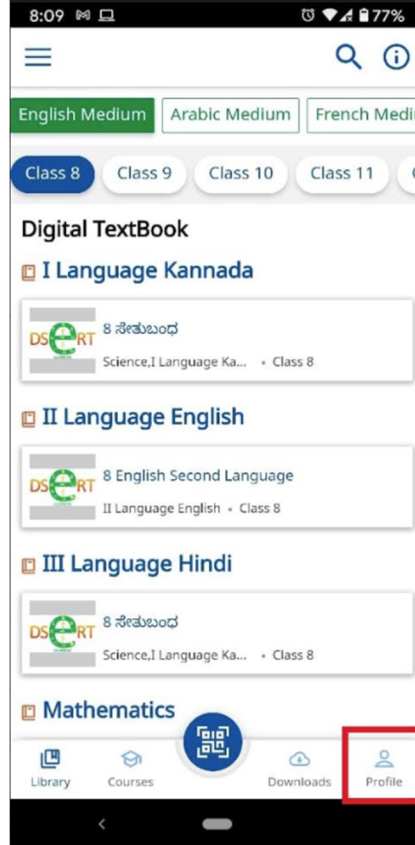
‘शिक्षा सदन’ ,17 राऊज़ एवेन्यू ,इंस्टीटूशनलएरिया, नई दिल्ली-110002
‘Shiksha Sadan’, 17, Rouse Avenue, Institutional Area, New Delhi – 110002





Instructions to access participation certificates for CBSE Reading Challenge 2.0

- 1) Go to the profile Page on DIKSHA homepage (after the course is completed).

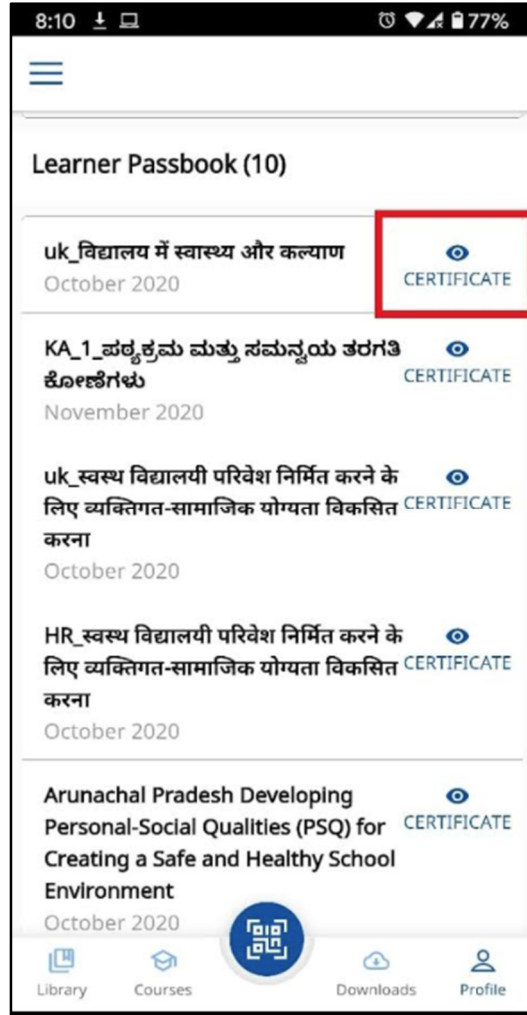




केन्द्रीय माध्यमिक शिक्षा बोर्ड
(शिक्षा मंत्रालय, भारत सरकार के अधीन एक स्वायत्त संगठन)
CENTRAL BOARD OF SECONDARY EDUCATION
(An Autonomous Organisation under the Ministry of Education, Govt. of India)



- 2) Scroll down to the Learning Passbook part of the profile, and click on the eye icon, to download the certificate (if done for the first time, Storage permissions might have to be given).



‘शिक्षा सदन’, 17 राऊज़ एवेन्यू, इंस्टीटूशनल एरिया, नई दिल्ली-110002
‘Shiksha Sadan’, 17, Rouse Avenue, Institutional Area, New Delhi – 110002





केन्द्रीय माध्यमिक शिक्षा बोर्ड
(शिक्षा मंत्रालय, भारत सरकार के अधीन एक स्वायत्त संगठन)
CENTRAL BOARD OF SECONDARY EDUCATION
(An Autonomous Organisation under the Ministry of Education, Govt. of India)



- 3) Once downloaded, it will automatically open on the users default PDF viewer, or ask to pick an app for it using which one can view the certificate.



- 4) If the user wants to find this PDF on their device, the user will have to use the file explorer app on their mobile device and find it in downloads.



‘शिक्षा सदन’, 17 राऊज़ एवेन्यू, इंस्टीटूशनल एरिया, नई दिल्ली-110002
‘Shiksha Sadan’, 17, Rouse Avenue, Institutional Area, New Delhi – 110002

